





## UNICO

Air conditioners and air-to-air  
heat pumps without outdoor unit



## A unique product. Also for production technology

Patented in 1998 by Olimpia Splendid and produced, still today, in Italy, with the use of new natural, low-GWP and reclaimed refrigerants

### A cutting-edge production pavilion

Since 1998 Unico has been produced in Italy, in the Olimpia Splendid factory, located in Brescia. A long story that details the important technological know-how acquired by the company in the production of air conditioners without outdoor units. An experience that has now been further enhanced, giving life to a cutting-edge production pavilion in the world of residential air conditioning, powered by 100 percent electricity from renewable sources and equipped with automated multi-gas lines-designed to safely handle low-GWP refrigerants.

### Natural, low GWP and regenerated coolant gases

First residential air conditioner with 100% reclaimed gas, today Unico is also the first air conditioner without outdoor unit produced in Italy with R290 and R32 gas. The conversion to new refrigerants is for Olimpia Splendid a concrete commitment, taken personally, to be an active part in the creation of more sustainable home comfort solutions.





BMS

HEAT PUMPS

FAN COIL UNITS

HRV

UNICO

MONO AND MULTISPLIT

PORTABLES

## The widest and most diversified range

Up to 3.5 kW of power. With different aesthetics, to meet every air conditioning need with a unique product







### Behind the range, a project

2 types of motors, 4 different refrigerant gases and multiple power sizes. The Unico range is the widest and most diversified on the market today, designed to meet the different installation needs - residential and commercial - with a specific solution: unique.

### Behind every design, an Italian signature

The collaboration between Olimpia Splendid and Italian designers - emerging or world-famous - has deep roots. The first design of Unico by King & Miranda was in 1998: an iconic product that inspired, in the following years, the projects of other important Italian brands: Sara Ferrari, Matteo Thun and Antonio Rodriguez, Ercoli+Garlandini and Newtone. An internationally awarded design recognised by the most prestigious competitions in the sector.

# Air conditioners and heat pumps without an outdoor unit

		<2.0 kW	2.1÷2.5 kW
<b>UNICO EVO</b> The quietest 	<b>INVERTER VERSION</b>	Unico Evo 20 HP PVAN (02453)* A+	Unico Evo 25 HP PVAN (02455)* A
<b>UNICO AIR</b> The slimmest 	<b>ON/OFF VERSION</b>	Unico Air 8 SF (01503)	
		Unico Air 8 HP (01504)	
		A	
	<b>INVERTER VERSION</b>	Unico Air 20 SF EVA (02112)*	
	Unico Air 20 HP EVA (02111)*	Unico Air 25 HP EVA (02095)*	
	A	A	
<b>UNICO EDGE</b> The most versatile 	<b>ON/OFF VERSION</b>		
	<b>INVERTER VERSION</b>		
<b>UNICO PRO</b> The most powerful 	<b>INVERTER VERSION</b>		

Energy efficiency classes in cooling, outdoor ambient temperature DB 35°C / WB 24°C; indoor room temperature DB 27°C / WB 19°C.



2.6÷3.0 kW	3.1÷3.5 kW










## UNICO EVO 20 HP PVAN

1 2 3 4 5 6 7 8

### New nomenclature









Valid for products marked with \*

- Position 1: Unique line name
- Position 2: Range Name (EVO, AIR, EDGE, PRO, TOWER)
- Position 3: Size (20, 25, 30, 35)  
20=Class up to 2.0 kW of rated power in cooling  
25=Class from 2.1 kW up to 2.5 kW of rated power in cooling  
30=Class from 2.6 kW up to 3.0 kW of rated power in cooling  
35=Class from 3.1 kW up to 3.5 kW of rated power in cooling
- Position 4: Operation specification (SF=cooling only, HP=heat pump)
- Position 5: Refrigerant (P=R290, E=R32, R=R410A)
- Position 6: Compressor technology (F=on/off, V=inverter)
- Position 7: Country specific legislation (A=Europe)
- Position 8: Connectivity (N=Integrated Wifi)

-  Air conditioner with 100% reclaimed refrigerant R410A
-  Air conditioner with low-GWP R32 gas
-  Air conditioner with R290 natural gas



# Air conditioners and heat pumps without an outdoor unit

		<2.0 kW	2.1÷2.5 kW
<b>UNICO TOWER</b> Vertical format 	<b>INVERTER VERSION</b>		Unico Tower 25 HP RVA (02153)* 
	<b>ON/OFF VERSION</b>		
<b>UNICO TWIN</b> For two rooms 	<b>ON/OFF VERSION</b>		
	<b>ON/OFF VERSION</b>		
<b>UNICO EASY</b> Console format 	<b>ON/OFF VERSION</b>	Unico Easy S1 SF (02037)	
	<b>ON/OFF VERSION</b>	Unico Easy S1 HP (02036)	
			
<b>UNICO R</b> 2 kW auxiliary backup 	<b>ON/OFF VERSION</b>		Unico R 10 HP (01495)  
	<b>ON/OFF VERSION</b>		

Energy efficiency class in cooling, external ambient temperature DB 35°C / WB 24°C; internal ambient temperature 27°C / WB 19°C. Unlike all other models in the range (which can be installed at the top or bottom of the wall), Unico Tower and Unico Easy can only be installed on the floor.



2.6÷3.0 kW	3.1÷3.5 kW
------------	------------

--	--

Unico Twin Master 30 HP RFA (02138)*	
Unico Twin Wall S1 (01996)	




Unico R 12 HP (01496)	
--------------------------	--



## UNICO TOWER 25 HP RVA

1 2 3 4 5 6 7 8

### New nomenclature

Valid for products marked with \*

Position 1: Unique line name

Position 2: Range Name (EVO, AIR, EDGE, PRO, TOWER)

Position 3: Size (20, 25, 30, 35)

20=Class up to 2.0 kW of rated power in cooling

25=Class from 2.1 kW up to 2.5 kW of rated power in cooling

30=Class from 2.6 kW up to 3.0 kW of rated power in cooling

35=Class from 3.1 kW up to 3.5 kW of rated power in cooling

Position 4: Operation specification (SF=cooling only, HP=heat pump)

Position 5: Refrigerant (P=R290, E=R32, R=R410A)

Position 6: Compressor technology (F=on/off, V=inverter)

Position 7: Country specific legislation (A=Europe)

Position 8: Connectivity (N=Integrated Wifi)



Air conditioner with 100% reclaimed refrigerant R410A



Air conditioner with low-GWP R32 gas



Air conditioner with R290 natural gas





# Installation guidelines

The main rules to follow

## 1. No minimum installation area according to IEC 60335-2-40

With reference to the IEC 60335-2-40 standard, all Unico models in this catalogue can be installed freely inside any room, at any height and without limits of the walkable area.



## R290 (A3) gas in-depth analysis according to the IEC 60335-2-40 standard

The IEC 60335-2-40 standard provides the method for calculating the minimum area in which it is possible to install air conditioners containing type A3 coolant gases. Fixed air conditioners containing R290 charges greater than 152 g require verification of the walkable area of the installation room:

- the higher the quantity of refrigerant charge, the larger the room must be;
- the lower the installation height of the machine, the larger the room must be.

The table below shows the minimum walkable areas of the rooms in which the machines can be installed, depending on the installation height and the grams of refrigerant charge (between 152 g and 988 g). Areas smaller than those indicated do not allow the installation of the air conditioner in the room in question, unless the additional precautions required by the IEC 60335-2-40 standard are adopted (such as gas sensors, additional ventilation, etc.).

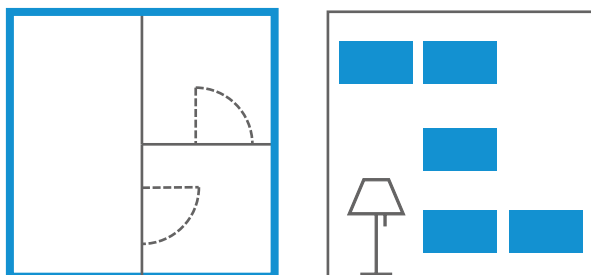
Minimum walkable areas of the R290 gas room		Installation height of the air conditioner			
		0,6m	1,0m	1,8m	2,2m
Air conditioner gas charge	≤ 152 g (Unico with R290)	Free	Free	Free	Free
	153 g	37 m <sup>2</sup>	13 m <sup>2</sup>	4 m <sup>2</sup>	3 m <sup>2</sup>
	220 g	76 m <sup>2</sup>	28 m <sup>2</sup>	8 m <sup>2</sup>	6 m <sup>2</sup>
	290 g	133 m <sup>2</sup>	48 m <sup>2</sup>	15 m <sup>2</sup>	10 m <sup>2</sup>

N.B. case-by-case checks must be carried out by the installer responsible for installing the air conditioner.

The Unico air conditioners with R290 gas in this catalogue have charges lower than 152 g: it is therefore not necessary to carry out any check of the minimum installation area and they can be installed inside any room, at any height and without limits of walkable area.

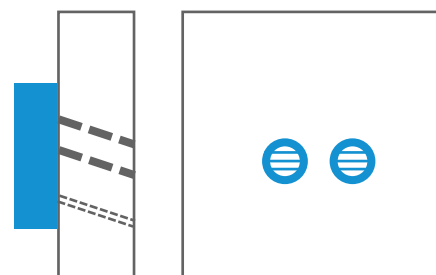
## 2. Along the perimeter, top or bottom

Unico can be installed along the entire perimeter wall of the house, near the floor or ceiling, in the centre of the wall or in the corners of the room (with the exception of the Unico Tower and Unico Easy models, which can only be installed on the floor). Check the clearance distances and installation methods in the specific manual for each model.



## 3. On the outside, only 2 holes

The operation of Unico requires the drilling of two holes in the wall (160 or 200 mm), positioned as indicated in the drilling template, which can be downloaded in the download area of the website [www.olimpiasplesdid.com](http://www.olimpiasplesdid.com). In models with heat pump (HP versions) it is always necessary to make a third small hole, for the condensation drain. The Unico models, previously installed, can be easily replaced, thanks to maintaining of the same centre distance of the air inlet and outlet holes. Use the drilling templates to perform the necessary checks in preparation for installation.

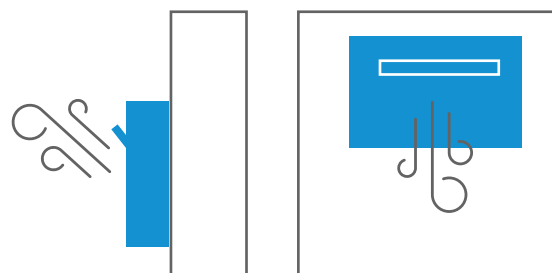


## 4. Condensation drain: when needed

For all HP versions it is mandatory to create a condensation drain (except in the case in which "ONLY COOLING" operation is set during installation, an option valid only for the Unico Evo PVAN and Unico Pro EVAN models). All "ONLY COOLING" versions can avoid condensation draining, provided the conditions reported in the installation manuals of the specific model are respected (first and foremost that the external air temperature must be higher than +23°C in the cooling phase).

## 5. Flap adjusted for better comfort

Depending on the type of installation chosen, it is necessary to optimise the distribution of comfort in the room by correctly configuring the control electronics of the air outlet flap (see instructions in the manual under "High/low installation configuration").



NEW

Italian design by:



# UNICO EVO

The quietest and most efficient, with inverter motor and R290 gas



## SILENT MODE

With the Silent Mode function active (compressor on), it reaches a maximum of 30 dB(A).



## SYNC POWER SYSTEM

The new Twin Rotary compressor and the latest generation electronics are synchronised to obtain the best acoustic comfort, in all operating conditions.



## HIGH EFFICIENCY

Thanks to the new compressor and to optimising all the components, Unico Evo reaches energy class A+, in cooling mode.



### CONDENSATION DRAIN

Mandatory (except when "ONLY COOLING" mode is set during installation).



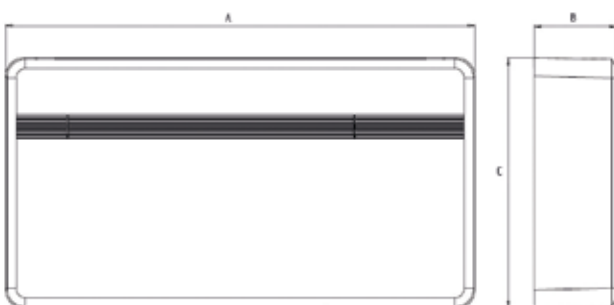
## FEATURES

- Two max power models: 2.3 kW and 2.5 kW
- Available in the HP version (heat pump). In the absence of the condensation drain, during installation the machine can be configured in the version "ONLY COOLING", deactivating the heating function. If necessary, it is also possible to configure the machine in "ONLY HEATING" disabling the cooling function.
- Cooling class: up to **A+**
- Natural refrigerant gas: R290 (GWP=3)
- Internal layout of the machine optimised for easy maintenance.
- Large flap for homogeneous diffusion of air in the environment
- Equipped with multi-filtration system, consisting of an electrostatic filter (with anti-dust function) and activated carbon filter (effective against bad smells).
- Backlit display with touch controls on the machine.
- On /off contact for enabling or energy boost.
- There is an RS485 port designed to control the air conditioner with external BMS in Modbus RTU language.
- 100% recyclable packaging, 98% plastic free.

## FUNCTIONS

- **Cooling, heating, dehumidification and ventilation**
- **Economy function:** allows energy savings, automatically optimising machine performance
- **Auto function:** modulates the operating parameters in relation to the room temperature.
- **Silent Mode function:** mode that sets the machine to the lowest noise level. The compressor and fans are set to bring the sound pressure to just 30 dB(A).
- **24h timer**

## DIMENSIONS AND WEIGHT



		20/25
A	mm	1015
B	mm	180
C	mm	540
Weight	kg	41

TECHNICAL DATA			Unico Evo 20 HP PVAN	Unico Evo 25 HP PVAN
<b>PRODUCT CODE</b>			02453	02455
<b>EAN CODE</b>			8021183024531	8021183024555
Cooling power (min/max)		kW	1,0 / 2,3	1,0 / 2,5
Heating power (min/max)		kW	1,0 / 2,2	1,0 / 2,3
Nominal cooling capacity (1)	Prated	kW	1,7	2,1
Nominal heating capacity (1)	Prated	kW	1,5	1,7
Nominal power consumption for cooling (1)	PEER	kW	0,5	0,8
Nominal absorption for cooling (1)		A	4,7	4,7
Nominal power consumption for heating (1)	PCOP	kW	0,4	0,5
Nominal absorption for heating (1)		A	3,4	3,4
Nominal energy efficiency index (1)	EERd		3,1	2,6
Nominal efficiency coefficient (1)	COPd		3,4	3,1
Energy efficiency class in cooling (1)				
Energy efficiency class in heating (1)				
Energy consumption in "thermostat off" mode	PTO	W	14	14
Energy consumption in "standby" mode (EN 62301)	PSB	W	0,5	0,5
Energy consumption for double pipe appliances (1) - cooling function	QDD	kWh/h	0,5	0,8
Energy consumption for double pipe appliances (1) - heating function	QDD	kWh/h	0,4	0,5
Cooling power with Silent Mode function		kW	1,4	1,4
Heating power with Silent Mode function		kW	1,4	1,4
Supply voltage		V-F-Hz	230-1-50	230-1-50
Supply voltage (min/max)		V	198 / 264	198 / 264
Maximum power consumption in cooling mode (1)		kW	0,3 / 1,0	0,3 / 1,1
Absorption in cooling mode (min/max)		A	2,5 / 7,0	2,5 / 7,2
Absorbed power in heating mode (min/max)		kW	0,3 / 1,0	0,3 / 1,0
Maximum absorption in heating mode (min/max)		A	2,1 / 5,7	2,1 / 5,9
Maximum power consumption with electric resistance heating		kW	-	-
Maximum absorption with electric resistance heating		A	-	-
Dehumidification capacity		l/h	0,7	0,7
Air flow rate in cooling environment (max/med/min)		m³/h	380/270/195	380/270/195
Air flow rate in heating environment (max/med/min)		m³/h	380/270/195	380/270/195
Air flow rate with electric resistance heating environment		m³/h	-	-
External air flow rate in cooling (max/min)		m³/h	650/350	650/350
External air flow rate in heating (max/min)		m³/h	650/350	650/350
Internal ventilation speed			3	3
External ventilation speed			6	6
Diameter wall holes**		mm	162/202	162/202
Electric resistance heating			-	-
Maximum remote control range (distance/angle)		m / °	8 / ±80°	8 / ±80°
Dimensions (WxHxD) (without packaging)		mm	1015 x 540 x 180	1015 x 540 x 180
Dimensions (WxHxD) (with packaging)		mm	1100 x 605 x 290	1100 x 605 x 290
Weight (without packaging)		kg	41	41
Weight (with packaging)		kg	43	43
Internal sound pressure (min/max) (2)		dB(A)	26-40	26-40
Silent Mode sound pressure level		dB(A)	30	30
Degree of protection provided by covers			IP20	IP20
Refrigerant gas*		Type	R290	R290
Refrigerant gas charge		kg	0,145	0,145
Global warming potential	GWP		3	3
Maximum operating pressure		MPa	3,1	3,1
Power cable (N° pole x section mm²)			3 x 1,5	3 x 1,5

## LIMITS OF OPERATING CONDITIONS

Indoor ambient temperature	<b>Maximum temperature in cooling</b>	DB 35°C - WB 24°C
	<b>Minimum temperature in cooling</b>	DB 18°C
	<b>Maximum temperature in heating</b>	DB 27°C
	<b>Minimum temperature in heating</b>	-
Outdoor ambient temperature	<b>Maximum temperature in cooling</b>	DB 43°C - WB 32°C
	<b>Minimum temperature in cooling</b>	-
	<b>Maximum temperature in heating</b>	DB 24°C - WB 18°C
	<b>Minimum temperature in heating</b>	DB -15°C

(1) Test conditions: the data refer to the EN14511 standard - HEATING MODE: Temperature: outdoor environment DB 7°C / WB 6°C; indoor ambient DB 20°C / WB 15°C - COOLING MODE: Temperature: outdoor environment DB 35°C / WB 24°C; indoor ambient DB 27°C / WB 19°C

(2) Declaration of test data in a semi-anechoic chamber at a distance of 2m, minimum pressure in ventilation only.

\*Hermetically sealed equipment containing natural GAS with GWP equivalent to 3.

\*\* Machine supplied with 202 mm wall opening grilles. If necessary, to replace an old Unico, the machine can also be installed with holes of 162 mm in diameter.

# UNICO AIR

The thinnest (only 16 cm thick)

## SLIM DESIGN

All Unico's technology in just 16 cm thickness. Unico Air is the thinnest air conditioner without outdoor unit,




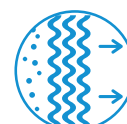
## SILENT SYSTEM

Thanks to sound-absorbing and anti-vibration materials, sound pressure drops up to 27 dB (A)\*



## PURE SYSTEM

Equipped with a multi-filtering system, consisting of an electrostatic filter (with anti-dust function) and activated carbon filter (effective against unpleasant odours).



### CONDENSATION DRAIN

Mandatory for the HP version.



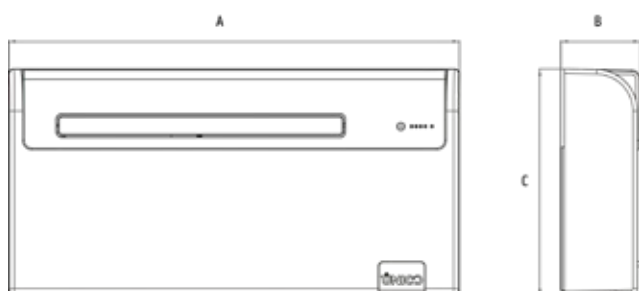
## FEATURES

- Power: 1.8 kW
- Available in the versions: SF (Only cooling) - HP (Heat Pump)
- Cooling class **A**
- R410A refrigerant gas
- Large flap for the homogeneous diffusion of air in the environment
- Equipped with a multi-filtering system, consisting of an electrostatic filter (with anti-dust function) and activated carbon filter (effective against unpleasant odours).
- Multifunction remote control

## FUNCTIONS

- **Cooling, heating (HP only), dehumidification and ventilation**
- **Auto function:** modulates the operating parameters in relation to the room temperature.
- **Sleep function:** gradually increases the set temperature and ensures reduced noise for better night-time well-being.
- **Condensation drain function:** automatic draining in cooling mode.
- **24 H timer**

## DIMENSIONS AND WEIGHT



		<b>8</b>
<b>A</b>	mm	978
<b>B</b>	mm	164
<b>C</b>	mm	491
<b>Weight</b>	kg	37

\* Measurement in a semi-anechoic chamber at 2m distance ventilation only.

TECHNICAL DATA			Unico Air 8 SF	Unico Air 8 HP
<b>PRODUCT CODE</b>			01503	01504
<b>EAN CODE</b>			8021183015034	8021183015041
Cooling power (min/max)		kW	-	-
Heating power (min/max)		kW	-	-
Nominal cooling capacity (1)	Prated	kW	1,8	1,8
Nominal heating capacity (1)	Prated	kW	-	1,7
Nominal power consumption for cooling (1)	PEER	kW	0,7	0,7
Nominal absorption for cooling (1)		A	3,1	3,1
Nominal power consumption for heating (1)	PCOP	kW	-	0,5
Nominal absorption for heating (1)		A	-	2,5
Nominal energy efficiency index (1)	EERd		2,6	2,6
Nominal efficiency coefficient (1)	COPd		-	3,1
Energy efficiency class in cooling (1)				
Energy efficiency class in heating (1)			-	
Energy consumption in "thermostat off" mode	PTO	W	14,0	14,0
Energy consumption in "standby" mode (EN 62301)	PSB	W	0,5	0,5
Energy consumption for double pipe appliances (1) - cooling function	QDD	kWh/h	0,7	0,7
Energy consumption for double pipe appliances (1) - heating function	QDD	kWh/h	-	0,5
Supply voltage		V-F-Hz	230-1-50	230-1-50
Supply voltage (min/max)		V	198 / 264	198 / 264
Absorbed power in cooling mode (min/max)		kW	-	-
Absorption in cooling mode (min/max)		A	-	-
Absorbed power in heating mode (min/max)		kW	-	-
Maximum absorption in heating mode (min/max)		A	-	-
Maximum power consumption with electric resistance heating		kW	-	-
Maximum absorption with electric resistance heating		A	-	-
Dehumidification capacity		l/h	0,6	0,6
Air flow rate in cooling environment (max/med/min)		m³/h	215/180/150	215/180/150
Air flow rate in heating environment (max/med/min)		m³/h	-	215/180/150
Air flow rate with electric resistance heating environment		m³/h	-	-
External air flow rate in cooling (max/min)		m³/h	380	380
External air flow rate in heating (max/min)		m³/h	-	380
Internal ventilation speed			3	3
External ventilation speed			1	1
Diameter wall holes		mm	162	162
Electric resistance heating			-	-
Maximum remote control range (distance/angle)		m / °	8 / ±80°	8 / ±80°
Dimensions (WxHxD) (without packaging)		mm	978 x 491 x 164	978 x 491 x 164
Dimensions (WxHxD) (with packaging)		mm	1060 x 595 x 250	1060 x 595 x 250
Weight (without packaging)		kg	37	37
Weight (with packaging)		kg	41	41
Internal sound pressure (min/max) (2)		dB(A)	27-38	27-38
Degree of protection provided by covers			IP 20	IP 20
Refrigerant gas*		Type	R410A	R410A
Global warming potential	GWP		2088	2088
Refrigerant gas charge		kg	0,47	0,47
Maximum operating pressure		MPa	4,20	4,20
Power cable (N° pole x section mm²)			3 x 1,5	3 x 1,5

## LIMITS OF OPERATING CONDITIONS

Indoor ambient temperature	<b>Maximum temperature in cooling</b>	DB 35°C - WB 24°C
	<b>Minimum temperature in cooling</b>	DB 18°C
	<b>Maximum temperature in heating</b>	DB 27°C
	<b>Minimum temperature in heating</b>	-
Outdoor ambient temperature	<b>Maximum temperature in cooling</b>	DB 43°C - WB 32°C
	<b>Minimum temperature in cooling</b>	-
	<b>Maximum temperature in heating</b>	DB 24°C - WB 18°C
	<b>Minimum temperature in heating</b>	DB -15°C

(1) Test conditions: the data refer to the EN14511 standard - HEATING MODE: Temperature: outdoor environment DB 7°C / WB 6°C; indoor environment DB 20°C / WB 15°C - COOLING MODE: outdoor ambient temperature DB 35°C / WB 24°C; indoor environment DB 27°C / WB 19°C

(2): Declaration of test data in a semi-anechoic chamber at a distance of 2m, minimum pressure in ventilation only.

\* Hermetically sealed equipment containing fluorinated gas with GWP equivalent 2088.

\*\* Machine supplied with 202 mm wall opening grilles. If necessary, to replace an old Unico, the machine can also be installed with holes of 162 mm in diameter.



**SFD**  
Sara Ferrari Design

# UNICO AIR

The slimmest, with inverter motor and R32 gas

## LOW GWP GAS

Use the R32 refrigerant gas: more efficient and with greenhouse effect reduced to almost 70% (compared to R410A).



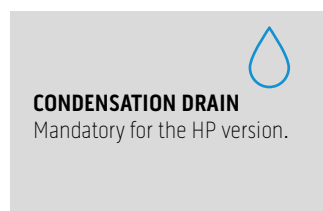

## SLIM DESIGN

All Unico's technology in just 16 cm thickness. Unico Air is the thinnest air conditioner without outdoor unit,



## SILENT SYSTEM

Thanks to sound-absorbing and anti-vibration materials, sound pressure drops up to 27 dB (A)\*



## FEATURES

- Two models of Max power: 2.1 kW and 2.4 kW
- Available in the SF (Only cooling) - HP (Heat Pump) versions
- Cooling class **A**
- R32 refrigerant gas
- Large flap for the homogeneous diffusion of the air in the environment
- Multi-filtering system consisting of an electrostatic filter (with anti-dust function) and activated carbon filter (effective against unpleasant odours). Multifunction remote control

## FUNCTIONS

- **Cooling, heating (HP only), dehumidification and ventilation**
- **Economy function:** allows energy savings, automatically optimising machine performance
- **Auto function:** modulates the operating parameters in relation to the room temperature.
- **Sleep function:** gradually increases the set temperature and ensures reduced noise for better night-time well-being.
- **24 H timer**

## DIMENSIONS AND WEIGHT



		20	25
A	mm	978	978
B	mm	164	164
C	mm	491	500
Weight	kg	37	39

\* Measurement in a semi-anechoic chamber at 2m distance ventilation only.

TECHNICAL DATA			Unico Air 20 SF EVA	Unico Air 20 HP EVA	Unico Air 25 HP EVA
PRODUCT CODE			02112	02111	02095
EAN CODE			8021183021127	8021183021110	8021183020953
Cooling power (min/max)		kW	1,5/2,1	1,5/2,1	1,9/2,4
Heating power (min/max)		kW	-	1,3/1,7	1,8/2,3
Nominal cooling capacity (1)	Prated	kW	1,7	1,7	2,2
Nominal heating capacity (1)	Prated	kW	-	1,6	2,1
Nominal power consumption for cooling (1)	PEER	kW	0,7	0,7	0,8
Nominal absorption for cooling (1)		A	3,1	3,1	4,7
Nominal power consumption for heating (1)	PCOP	kW	-	0,5	0,7
Nominal absorption for heating (1)		A	-	2,5	3,4
Nominal energy efficiency index (1)	EERd		2,6	2,6	2,6
Nominal efficiency coefficient (1)	COPd		-	3,1	3,1
Energy efficiency class in cooling (1)					
Energy efficiency class in heating (1)			-		
Energy consumption in "thermostat off" mode	PTO	W	24	24	33
Energy consumption in "standby" mode (EN 62301)	PSB	W	0,5	0,5	0,5
Energy consumption for double pipe appliances (1) - cooling function	QDD	kWh/h	0,7	0,7	0,8
Energy consumption for double pipe appliances (1) - heating function	QDD	kWh/h	-	0,5	0,7
Supply voltage		V-F-Hz	230-1-50	230-1-50	230-1-50
Supply voltage (min/max)		V	198 / 264	198 / 264	198 / 264
Maximum power consumption in cooling mode (1)		kW	0,5/0,9	0,5/0,9	0,7/1,1
Absorption in cooling mode (min/max)		A	2,4/4,1	2,4/4,1	3,7/5,3
Absorbed power in heating mode (min/max)		kW	-	0,4/0,8	0,5/0,8
Maximum absorption in heating mode (min/max)		A	-	2,0/3,7	2,5/4,6
Maximum power consumption with electric resistance heating		kW	-	-	-
Maximum absorption with electric resistance heating		A	-	-	-
Dehumidification capacity		l/h	0,6	0,6	0,8
Air flow rate in cooling environment (max/med/min)		m³/h	235/180/150	235/180/150	235/180/150
Air flow rate in heating environment (max/med/min)		m³/h	-	235/180/150	190/170/150
Air flow rate with electric resistance heating environment		m³/h	-	-	-
External air flow rate in cooling (max/min)		m³/h	380/190	380/190	380/190
External air flow rate in heating (max/min)		m³/h	-	380/190	380/190
Internal ventilation speed			3	3	3
External ventilation speed			2	2	2
Diameter wall holes		mm	162	162	162
Electric resistance heating			-	-	-
Maximum remote control range (distance/angle)		m / °	8 / ±80°	8 / ±80°	8 / ±80°
Dimensions (WxHxD) (without packaging)		mm	978 x 491 x 164	978 x 491 x 164	978 x 500 x 164
Dimensions (WxHxD) (with packaging)		mm	1060 x 595 x 250	1060 x 595 x 250	1060 x 595 x 250
Weight (without packaging)		kg	37	37	39
Weight (with packaging)		kg	41	41	43
Internal sound pressure (min/max) (2)		dB(A)	27-38	27-38	27-38
Degree of protection provided by covers			IP20	IP20	IP20
Refrigerant gas*	Type		R32	R32	R32
Global warming potential	GWP		675	675	675
Refrigerant gas charge		kg	0,28	0,28	0,37
Maximum operating pressure		MPa	4,28	4,28	4,28
Power cable (N° pole x section mm²)			3 x 1,5	3 x 1,5	3 x 1,5

## LIMITS OF OPERATING CONDITIONS

Indoor ambient temperature	Maximum temperature in cooling	DB 35°C - WB 24°C
	Minimum temperature in cooling	DB 18°C
	Maximum temperature in heating	DB 27°C
	Minimum temperature in heating	-
Outdoor ambient temperature	Maximum temperature in cooling	DB 43°C - WB 32°C
	Minimum temperature in cooling	-
	Maximum temperature in heating	DB 24°C - WB 18°C
	Minimum temperature in heating	DB -15°C

(1) Test conditions: the data refer to the EN14511 standard - HEATING MODE: Temperature: outdoor environment DB 7°C / WB 6°C; indoor environment DB 20°C / WB 15°C - COOLING MODE: outdoor ambient temperature DB 35°C / WB 24°C; indoor environment DB 27°C / WB 19°C

(2): Declaration of test data in a semi-anechoic chamber at a distance of 2m, minimum pressure in ventilation only.

\* Hermetically sealed equipment containing fluorinated gas with GWP equivalent 675.



# UNICO EDGE

The most versatile



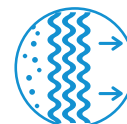
## ITALIAN DESIGN

Designed by Ercoli + Garlandini studio, it stands out for its smooth lines, and the retro design, combined with a "strong personality" texture.



## PURE SYSTEM

Equipped with a multi-filtering system, consisting of an electrostatic filter (with anti-dust function) and activated carbon filter (effective against unpleasant odours).



## HEAT PUMP

Heat pump air conditioner. Thanks to this feature you can replace or support traditional heating in intermediate seasons (only in HP version).



## CONDENSATION DRAIN

Mandatory for the HP version.



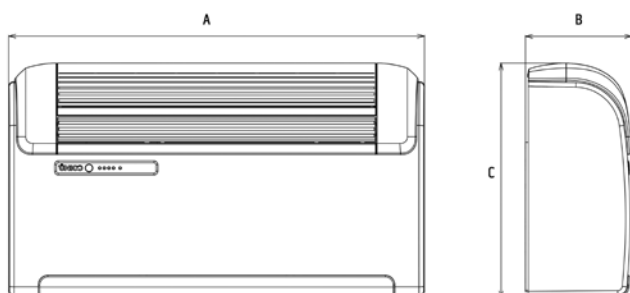
## FEATURES

- Power: 2.7 kW
- Available in the versions: SF (Only Cooling) - HP (Heat Pump)
- Cooling class **A**
- R410A refrigerant gas
- Equipped with a multi-filtering system, consisting of an electrostatic filter (with anti-dust function) and activated carbon filter (effective against unpleasant odours).
- Multifunction remote control

## FUNCTIONS

- **Cooling, heating (HP only), dehumidification and ventilation**
- **Auto function:** modulates the operating parameters in relation to the room temperature.
- **Sleep function:** gradually increases the set temperature and ensures reduced noise for better night-time well-being.
- **Condensation drainage function:** automatic drainage in cooling mode.
- **24 H timer**

## DIMENSIONS AND WEIGHT



		<b>30</b>
A	mm	902
B	mm	229
C	mm	516
Weight	kg	40

TECHNICAL DATA			Unico Edge 30 SF RFA	Unico Edge 30 HP RFA
PRODUCT CODE			02132	02133
EAN CODE			8021183021325	8021183021332
Cooling power (min/max)		kW	-	-
Heating power (min/max)		kW	-	-
Nominal cooling capacity (1)	Prated	kW	2,7	2,7
Nominal heating capacity (1)	Prated	kW	-	2,5
Nominal power consumption for cooling (1)	PEER	kW	1,0	1,0
Nominal absorption for cooling (1)		A	4,3	4,3
Nominal power consumption for heating (1)	PCOP	kW	-	0,8
Nominal absorption for heating (1)		A	-	3,3
Nominal energy efficiency index (1)	EERd		2,6	2,6
Nominal efficiency coefficient (1)	COPd		-	3,1
Energy efficiency class in cooling (1)				
Energy efficiency class in heating (1)			-	
Energy consumption in "thermostat off" mode	PTO	W	14,0	14,0
Energy consumption in "standby" mode (EN 62301)	PSB	W	0,5	0,5
Energy consumption for double pipe appliances (1) - cooling function	QDD	kWh/h	1,0	1,0
Energy consumption for double pipe appliances (1) - heating function	QDD	kWh/h	-	0,8
Supply voltage		V-F-Hz	230-1-50	230-1-50
Supply voltage (min/max)		V	198 / 264	198 / 264
Maximum power consumption in cooling mode (1)		kW	-	-
Absorption in cooling mode (min/max)		A	-	-
Absorbed power in heating mode (min/max)		kW	-	-
Maximum absorption in heating mode (min/max)		A	-	-
Maximum power consumption with electric resistance heating		kW	-	-
Maximum absorption with electric resistance heating		A	-	-
Dehumidification capacity		l/h	0,9	1,1
Air flow rate in cooling environment (max/med/min)		m³/h	490 / 430 / 360	490 / 430 / 360
Air flow rate in heating environment (max/med/min)		m³/h	-	450 / 400 / 330
Air flow rate with electric resistance heating environment		m³/h	-	-
External air flow rate in cooling (max/min)		m³/h	520 / 350	500 / 340
External air flow rate in heating (max/min)		m³/h	-	500 / 340
Internal ventilation speed			3	3
External ventilation speed			3	3
Diameter wall holes**		mm	162/202	162/202
Electric resistance heating			-	-
Maximum remote control range (distance/angle)		m / °	8 / ±80°	8 / ±80°
Dimensions (WxHxD) (without packaging)		mm	902 x 516 x 229	902 x 516 x 229
Dimensions (WxHxD) (with packaging)		mm	980 x 610 x 350	980 x 610 x 350
Weight (without packaging)		kg	40	40
Weight (with packaging)		kg	44	44
Internal sound pressure (min/max) (2)		dB(A)	33-42	33-42
Degree of protection provided by covers			IP20	IP 20
Refrigerant gas*		Type	R410A	R410A
Global warming potential	GWP		2088	2088
Refrigerant gas charge		kg	0,54	0,55
Maximum operating pressure		MPa	3,6	3,6
Power cable (N° pole x section mm²)			3 x 1,5	3 x 1,5

## LIMITS OF OPERATING CONDITIONS

Indoor ambient temperature	Maximum temperature in cooling	DB 35°C - WB 24°C
	Minimum temperature in cooling	DB 18°C
	Maximum temperature in heating	DB 27°C
	Minimum temperature in heating	-
Outdoor ambient temperature	Maximum temperature in cooling	DB 43°C - WB 32°C
	Minimum temperature in cooling	-
	Maximum temperature in heating	DB 24°C - WB 18°C
	Minimum temperature in heating	DB -15°C

(1) Test conditions: the data refer to the EN14511 standard - HEATING MODE: Temperature: outdoor environment DB 7°C / WB 6°C; indoor environment DB 20°C / WB 15°C - COOLING MODE: outdoor ambient temperature DB 35°C / WB 24°C; indoor environment DB 27°C / WB 19°C

(2): Declaration of test data in a semi-anechoic chamber at a distance of 2m, minimum pressure in ventilation only.

\* Hermetically sealed equipment containing fluorinated gas with GWP equivalent 2088.

\*\* Machine supplied with 202 mm wall opening grilles. If necessary, to replace an old Unico, the machine can also be installed with holes of 162 mm in diameter.

# UNICO EDGE



ercoli+garlandini

The most versatile, with inverter motor and R32 gas



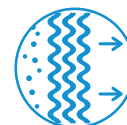
## AWARD WINNING DESIGN

Designed by Ercoli + Garlandini studio, it stands out for its smooth lines, and the retro design, combined with a "strong personality" texture.



## PURE SYSTEM

Equipped with a multi-filtering system, consisting of an electrostatic filter (with anti-dust function) and activated carbon filter (effective against unpleasant odours).



## HEAT PUMP

Heat pump air conditioner. Thanks to this feature you can replace or support traditional heating in intermediate seasons (only in HP version).



**CONDENSATION DRAIN**  
Mandatory for the HP version.



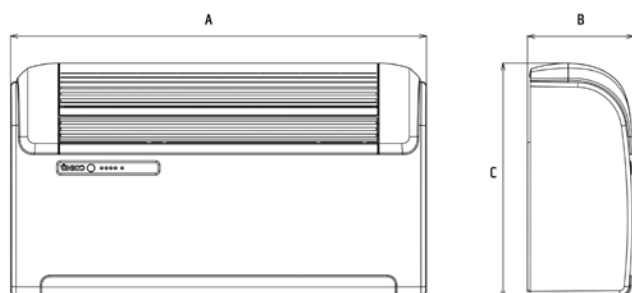
## FEATURES

- Max Power: 3.0 kW
- Available in the versions: SF (Only cooling) - HP (Heat Pump)
- Cooling class **A**
- R32 refrigerant gas
- Large flap for the homogeneous diffusion of the air in the environment
- Multi-filtering system consisting of an electrostatic filter (with anti-dust function) and activated carbon filter (effective against unpleasant odours). Multifunction remote control

## FUNCTIONS

- **Cooling, heating (HP only), dehumidification and ventilation**
- **Economy function:** allows energy savings, automatically optimising machine performance
- **Auto function:** modulates the operating parameters in relation to the room temperature.
- **Sleep function:** gradually increases the set temperature and ensures reduced noise for better night-time well-being.
- **24 H timer**

## DIMENSIONS AND WEIGHT



		<b>30</b>
<b>A</b>	mm	902
<b>B</b>	mm	229
<b>C</b>	mm	506
<b>Weight</b>	kg	39/40

TECHNICAL DATA			Unico Edge 30 SF EVA	Unico Edge 30 HP EVA
<b>PRODUCT CODE</b>			02116	02115
<b>EAN CODE</b>			8021183021165	8021183021158
Cooling power (min/max)		kW	1,9/3,0	1,9/3,0
Heating power (min/max)		kW	-	1,9/3,1
Nominal cooling capacity (1)	Prated	KW	2,7	2,7
Nominal heating capacity (1)	Prated	kW	-	2,4
Nominal power consumption for cooling (1)	PEER	kW	1,0	1,0
Nominal absorption for cooling (1)		A	5,0	5,0
Nominal power consumption for heating (1)	PCOP	kW	-	0,8
Nominal absorption for heating (1)		A	-	3,8
Nominal energy efficiency index (1)	EERd		2,6	2,6
Nominal efficiency coefficient (1)	COPd		-	3,1
Energy efficiency class in cooling (1)				
Energy efficiency class in heating (1)			-	
Energy consumption in "thermostat off" mode	PTO	W	29	29
Energy consumption in "standby" mode (EN 62301)	PSB	W	0,5	0,5
Energy consumption for double pipe appliances (1) - cooling function	QDD	kWh/h	1,0	1,0
Energy consumption for double pipe appliances (1) - heating function	QDD	kWh/h	-	0,8
Supply voltage		V-F-Hz	230-1-50	230-1-50
Supply voltage (min/max)		V	198 / 264	198 / 264
Maximum power consumption in cooling mode (1)		kW	0,7/1,4	0,7/1,4
Absorption in cooling mode (min/max)		A	3,4/6,6	3,4/6,6
Absorbed power in heating mode (min/max)		kW	-	0,6/1,1
Maximum absorption in heating mode (min/max)		A	-	3,1/5,8
Maximum power consumption with electric resistance heating		kW	-	-
Maximum absorption with electric resistance heating		A	-	-
Dehumidification capacity		l/h	1,1	1,1
Air flow rate in cooling environment (max/med/min)		m³/h	490 / 430 / 360	490 / 430 / 360
Air flow rate in heating environment (max/med/min)		m³/h	-	490 / 430 / 360
Air flow rate with electric resistance heating environment		m³/h	-	-
External air flow rate in cooling (max/min)		m³/h	520 / 350	500 / 340
External air flow rate in heating (max/min)		m³/h	-	500 / 340
Internal ventilation speed			3	3
External ventilation speed			6	6
Diameter wall holes**		mm	162/202	162/202
Electric resistance heating			-	-
Maximum remote control range (distance/angle)		m / °	8 / ±80°	8 / ±80°
Dimensions (WxHxD) (without packaging)		mm	902 x 506 x 229	902 x 506 x 229
Dimensions (WxHxD) (with packaging)		mm	980 x 610 x 350	980 x 610 x 350
Weight (without packaging)		kg	39	40
Weight (with packaging)		kg	43	43
Internal sound pressure (min/max) (2)		dB(A)	33-43	33-43
Degree of protection provided by covers			IP 20	IP 20
Refrigerant gas*		Type	R32	R32
Global warming potential	GWP		675	675
Refrigerant gas charge		kg	0,42	0,42
Maximum operating pressure		MPa	4,28	4,28
Power cable (N° pole x section m2)			3 x 1,5	3 x 1,5

## LIMITS OF OPERATING CONDITIONS

Indoor ambient temperature	<b>Maximum temperature in cooling</b>	DB 35°C - WB 24°C
	<b>Minimum temperature in cooling</b>	DB 18°C
	<b>Maximum temperature in heating</b>	DB 27°C
	<b>Minimum temperature in heating</b>	-
Outdoor ambient temperature	<b>Maximum temperature in cooling</b>	DB 43°C - WB 32°C
	<b>Minimum temperature in cooling</b>	-
	<b>Maximum temperature in heating</b>	DB 24°C - WB 18°C
	<b>Minimum temperature in heating</b>	DB -15°C

(1) Test conditions: the data refer to the EN14511 standard - HEATING MODE: Temperature: outdoor environment DB 7°C / WB 6°C; indoor environment DB 20°C / WB 15°C - COOLING MODE: outdoor ambient temperature DB 35°C / WB 24°C; indoor environment DB 27°C / WB 19°C

(2): Declaration of test data in a semi-anechoic chamber at a distance of 2m, minimum pressure in ventilation only.

\* Hermetically sealed equipment containing fluorinated gas with GWP equivalent 675.

\*\* Machine supplied with 202 mm wall opening grilles. If necessary, to replace an old Unico, the machine can also be installed with holes of 162 mm in diameter.


NEW

Italian design by:

*Matteo Thun*  
MATTED THUN & ANTONIO RODRIGUEZ

# UNICO PRO

The most powerful, with inverter motor and R32 gas



## PRO POWER

Super cooling power (up to 3.5 kW) to meet the needs of even the largest environments.



## HIGH PERFORMANCE


High efficiency class (up to A+) and state-of-the-art electronics, synchronized with the compressor to achieve the best acoustic comfort, at any operating condition.



## AWARD WINNING DESIGN

Designed by Matteo Thun and Antonio Rodriguez, it stands out for its essential and original lines, awarded by numerous international competitions.



**CONDENSATION DRAIN**   
Mandatory (except when "ONLY COOLING" mode is set during installation).



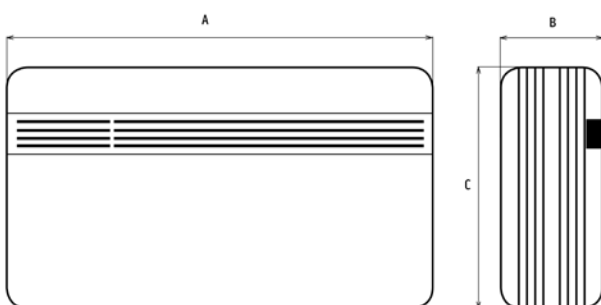
## FEATURES

- Two models of Max power: 3.4 kW and 3.5 kW
- Available in the version: HP (Heat Pump). In the absence of condensation drainage, it is possible to configure the machine, during installation, in the "ONLY COOLING" version, disabling the heating function.
- Class in cooling: up to **A+**
- R32 refrigerant gas
- The internal components are all accessible from the front with the machine already installed
- Large flap for the homogeneous diffusion of air in the environment
- Equipped with a multi-filtering system, consisting of an electrostatic filter (with anti-dust function) and activated carbon filter (effective against unpleasant odours).
- Backlit display with touch controls on the machine
- On/off contact for enable or energy boost.
- There is an RS485 port prepared for controlling the conditioner with external BMS in Modbus RTU language.

## FUNCTIONS

- **Cooling, heating, dehumidification and ventilation**
- **Economy function:** allows energy savings, automatically optimising machine performance
- **Auto function:** modulates the operating parameters in relation to the room temperature.
- **Silent Mode function:** mode that sets the machine to the lowest noise level. The compressor and fans are set to reduce the sound pressure down to only 34 dB(A).
- **24 H timer**

## DIMENSIONS AND WEIGHT



		30/35
A	mm	903
B	mm	215
C	mm	520
Weight	kg	39

TECHNICAL DATA			Unico Pro 30 HP EVAN	Unico Pro 35 HP EVAN
<b>PRODUCT CODE</b>			02238	02239
<b>EAN CODE</b>			8021183022384	8021183022391
Cooling power (min/max)		kW	1,9/3,4	1,9 / 3,5
Heating power (min/max)		kW	1,5/3,0	1,5 / 3,2
Nominal cooling capacity (1)	Prated	kW	2,6	3,1
Nominal heating capacity (1)	Prated	kW	1,8	2,4
Nominal power consumption for cooling (1)	PEER	kW	0,8	1,2
Nominal absorption for cooling (1)		A	4,0	4,3
Nominal power consumption for heating (1)	PCOP	kW	0,5	0,8
Nominal absorption for heating (1)		A	3,6	3,76
Nominal energy efficiency index (1)	EERd		3,1	2,6
Nominal efficiency coefficient (1)	COPd		3,4	3,1
Energy efficiency class in cooling (1)				
Energy efficiency class in heating (1)				
Energy consumption in "thermostat off" mode	PTO	W	22	22
Energy consumption in "standby" mode (EN 62301)	PSB	W	0,5	0,5
Energy consumption for double pipe appliances (1) - cooling function	QDD	kWh/h	0,8	0,8
Energy consumption for double pipe appliances (1) - heating function	QDD	kWh/h	0,5	0,7
Cooling power with Silent Mode function		kW	1,9	1,9
Heating power with Silent Mode function		kW	1,5	1,5
Supply voltage		V-F-Hz	230-1-50	230-1-50
Supply voltage (min/max)		V	198 / 264	198 / 264
Maximum power consumption in cooling mode (1)		kW	0,5/1,5	0,5 / 1,5
Absorption in cooling mode (min/max)		A	3,1/7,5	3,1 / 7,5
Absorbed power in heating mode (min/max)		kW	0,4/1,4	0,4 / 1,4
Maximum absorption in heating mode (min/max)		A	2,5/6,8	2,5 / 6,8
Maximum power consumption with electric resistance heating		kW	-	-
Maximum absorption with electric resistance heating		A	-	-
Dehumidification capacity		l/h	1,3	1,3
Air flow rate in cooling environment (max/med/min)		m³/h	490 / 390 / 350	490 / 390 / 350
Air flow rate in heating environment (max/med/min)		m³/h	490 / 390 / 350	490 / 390 / 350
Air flow rate with electric resistance heating environment		m³/h	-	-
External air flow rate in cooling (max/min)		m³/h	600/120	600/120
External air flow rate in heating (max/min)		m³/h	600/120	600/120
Internal ventilation speed			3	3
External ventilation speed			6	6
Diameter wall holes**		mm	162 / 202	162 / 202
Electric resistance heating			-	-
Maximum remote control range (distance/angle)		m / °	8 / ±80°	8 / ±80°
Dimensions (WxHxD) (without packaging)		mm	903 x 520 x 215	903 x 520 x 215
Dimensions (WxHxD) (with packaging)		mm	980 x 610 x 330	980 x 610 x 330
Weight (without packaging)		kg	39	39
Weight (with packaging)		kg	42	42
Internal sound pressure (min/max) (2)		dB(A)	32-41	32 - 43
Silent Mode sound pressure level		dB(A)	34	34
Degree of protection provided by covers			IP 20	IP 20
Refrigerant gas*		Type	R32	R32
Refrigerant gas charge		kg	0,46	0,46
Global warming potential	GWP		675	675
Maximum operating pressure		MPa	4,28	4,28
Power cable (N° pole x section mm²)			3 x 1,5	3 x 1,5

## LIMITS OF OPERATING CONDITIONS

Indoor ambient temperature	<b>Maximum temperature in cooling</b>	DB 35°C - WB 24°C
	<b>Minimum temperature in cooling</b>	DB 18°C
	<b>Maximum temperature in heating</b>	DB 27°C
	<b>Minimum temperature in heating</b>	-
Outdoor ambient temperature	<b>Maximum temperature in cooling</b>	DB 43°C - WB 32°C
	<b>Minimum temperature in cooling</b>	-
	<b>Maximum temperature in heating</b>	DB 24°C - WB 18°C
	<b>Minimum temperature in heating</b>	DB -15°C

(1) Test conditions: the data refer to the EN14511 standard - HEATING MODE: Temperature: outdoor environment DB 7°C / WB 6°C; indoor environment DB 20°C / WB 19°C - COOLING MODE: outdoor ambient temperature DB 35°C / WB 24°C; indoor environment DB 27°C / WB 19°C

(2): Declaration of test data in a semi-anechoic chamber at a distance of 2m, minimum pressure in ventilation only.

\* Hermetically sealed equipment containing fluorinated gas with GWP equivalent 675.

\*\* Machine supplied with 202 mm wall opening grilles. If necessary, to replace an old Unico, the machine can also be installed with holes of 162 mm in diameter.


# UNICO TOWER

The air conditioner without outdoor unit, in vertical format, with inverter motor



## SPACE SAVING

Developed vertically, it brings comfort where any other installation would be impossible, such as the corner of a room or the space between two windows.



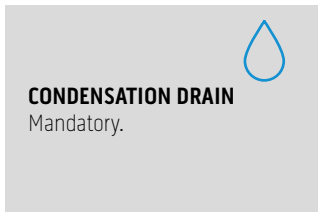
## INVERTER SYSTEM

New generation inverter motor, with a wide frequency range and DC inverter fans.



## TOUCHSCREEN DISPLAY

Backlit display and touch controls on the machine.



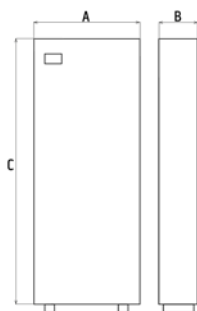
## FEATURES

- Max power: 2.9 kW
- Available in the version: HP (heat pump)
- Cooling class: up to **A**
- Coolant gas: R410A
- All-metal body
- Floor-mounted installation
- Backlit display with on-board touch controls
- Multifunction remote control with LCD display as standard

## FUNCTIONS

- **Cooling, heating, dehumidification and ventilation**
- **Economy function:** allows energy savings, automatically optimising machine performance
- **Auto function:** modulates the operating parameters in relation to the room temperature.
- **Silent Mode function:** mode that sets the machine to the lowest noise level. The compressor and fans are set to reduce the sound pressure down to only 31 dB(A).
- **24 H timer**

## DIMENSIONS AND WEIGHT



		<b>25</b>
<b>A</b>	mm	470
<b>B</b>	mm	185
<b>C</b>	mm	1390
<b>Weight</b>	kg	54

TECHNICAL DATA			Unico Tower 25 HP RVA
PRODUCT CODE			02153
EAN CODE			8021183021530
Cooling power (min/max)		kW	1,5 / 2,9
Heating power (min/max)		kW	1,5 / 3,1
Nominal cooling capacity (1)	Prated	kW	2,4
Nominal heating capacity (1)	Prated	kW	2,3
Nominal power consumption for cooling (1)	PEER	kW	0,9
Nominal absorption for cooling (1)		A	4,9
Nominal power consumption for heating (1)	PCOP	kW	0,7
Nominal absorption for heating (1)		A	3,7
Nominal energy efficiency index (1)	EERd		2,6
Nominal efficiency coefficient (1)	COPd		3,1
Energy efficiency class in cooling (1)			
Energy efficiency class in heating (1)			
Energy consumption in "thermostat off" mode	PTO	W	29
Energy consumption in "standby" mode (EN 62301)	PSB	W	0,5
Energy consumption for double pipe appliances (1) - cooling function	QDD	kWh/h	0,9
Energy consumption for double pipe appliances (1) - heating function	QDD	kWh/h	0,7
Cooling power with Silent Mode function		kW	1,5
Heating power with Silent Mode function		kW	1,5
Supply voltage		V-F-Hz	230-1-50
Supply voltage (min/max)		V	198 / 264
Maximum power consumption in cooling mode (1)		kW	0,5/1,7
Absorption in cooling mode (min/max)		A	3,5/8,5
Absorbed power in heating mode (min/max)		kW	0,4/1,4
Maximum absorption in heating mode (min/max)		A	3,1/6,20
Maximum power consumption with electric resistance heating		kW	-
Maximum absorption with electric resistance heating		A	-
Dehumidification capacity		l/h	1,0
Air flow rate in cooling environment (max/med/min)		m³/h	260/200/175
Air flow rate in heating environment (max/med/min)		m³/h	260/200/175
Air flow rate with electric resistance heating environment		m³/h	-
External air flow rate in cooling (max/min)		m³/h	486/230
External air flow rate in heating (max/min)		m³/h	486/230
Internal ventilation speed			3
External ventilation speed			6
Diameter wall holes		mm	162
Electric resistance heating			-
Maximum remote control range (distance/angle)		m / °	8 / ±80°
Dimensions (WxHxD) (without packaging)		mm	470 x 1390 x 185
Dimensions (WxHxD) (with packaging)		mm	-
Weight (without packaging)		kg	54
Weight (with packaging)		kg	-
Internal sound pressure (min/max) (2)		dB(A)	27-40
Silent Mode sound pressure level		dB(A)	31
Degree of protection provided by covers			IP20
Refrigerant gas*		Type	R410A
Global warming potential	GWP		2088
Refrigerant gas charge		kg	0,50
Maximum operating pressure		MPa	4,20
Power cable (N° pole x section mm²)			3 x 1,5

## LIMITS OF OPERATING CONDITIONS

Indoor ambient temperature	Maximum temperature in cooling	DB 35°C - WB 24°C
	Minimum temperature in cooling	DB 18°C
	Maximum temperature in heating	DB 27°C
	Minimum temperature in heating	-
Outdoor ambient temperature	Maximum temperature in cooling	DB 43°C - WB 32°C
	Minimum temperature in cooling	-
	Maximum temperature in heating	DB 24°C - WB 18°C
	Minimum temperature in heating	DB -15°C

(1) Test conditions: the data refer to the EN14511 standard - HEATING MODE: Temperature: outdoor environment DB 7°C / WB 6°C; indoor environment DB 20°C / WB 15°C - COOLING MODE: outdoor ambient temperature DB 35°C / WB 24°C; indoor environment DB 27°C / WB 19°C

(2): Declaration of test data in a semi-anechoic chamber at a distance of 2m, minimum pressure in ventilation only.

\* Hermetically sealed equipment containing fluorinated gas with GWP equivalent 2088.



# UNICO TWIN

The only system to air condition two rooms without outdoor units



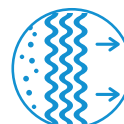
## TWIN TECHNOLOGY

Twin technology allows the use of the two units (Master unit and Wall unit) simultaneously or separately depending on requirements, both in heating and cooling mode.



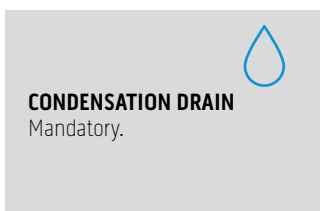
## PURE SYSTEM

Equipped with a multi-filtering system, consisting of an electrostatic filter (with anti-dust function) and activated carbon filter (effective against unpleasant odours).



## HEAT PUMP

Heat pump air conditioner. Thanks to this feature you can replace or support traditional heating in intermediate seasons (only in HP version).



## SYSTEM features

- Power: 2.6 kW for the master unit and 2.5 kW for the wall unit
- Independent or combined operation: if simultaneous operation is chosen, the two units share the available power and are forced to the minimum available speed
- Available in the version: HP (heat pump)
- Cooling class: **A**
- Coolant gas: R410A
- Equipped with a multi-filtration system, consisting of an electrostatic filter (with anti-dust function) and an activated carbon filter (effective against odours).
- Dual multi-function remote control

## MASTER features

- Cooling capacity: 2.6 kW
- Capacity in HP (heat pump) function: 2.5 kW
- Installation versatility: Top or bottom wall installation.
- Ease of installation: Unico Twin is installed completely from the inside in a few minutes.
- Wide flap for a homogeneous diffusion of the air into the room.

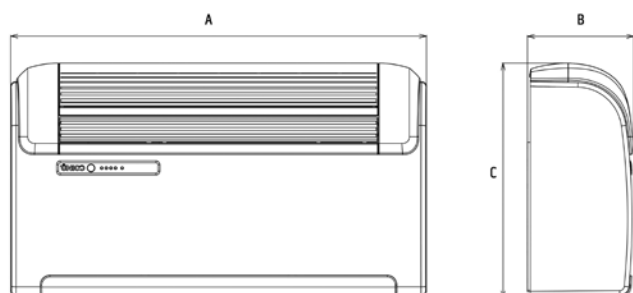
## FUNCTIONS

- **Cooling, heating, dehumidification and ventilation**
- **Auto function:** modulates the operating parameters in relation to the room temperature.
- **Sleep function:** gradually increases the set temperature and ensures reduced noise for better night-time well-being.
- **24 H timer**

## WALL features

- Nominal cooling capacity: 2,5 kW
- Nominal heating capacity: 2,2 kW
- Sound power level: from 25 to 36 dB(A)

## DIMENSIONS AND WEIGHT



UNICO TWIN MASTER		
A	mm	902
B	mm	229
C	mm	516
Weight	kg	40,5

TECHNICAL DATA			Unico Twin Master 30 HP RFA	
PRODUCT CODE			02138	
EAN CODE			8021183021387	
Nominal cooling capacity (1)	Prated	kW	2,6	
Nominal heating capacity (1)	Prated	kW	2,5	
Nominal power consumption for cooling (1)	PEER	kW	0,9	
Nominal absorption for cooling (1)		A	4,3	
Nominal power consumption for heating (1)	PCOP	kW	0,8	
Nominal absorption for heating (1)		A	3,5	
Nominal energy efficiency index (1)	EERd		2,7	
Nominal efficiency coefficient (1)	COPd		3,1	
Energy efficiency class in cooling (1)			A	
Energy efficiency class in heating (1)			A	
Energy consumption in "thermostat off" mode	PTO	W	14,0	
Energy consumption in "standby" mode (EN 62301)	PSB	W	0,5	
Energy consumption for double pipe appliances (1) - cooling function	QDD	kWh/h	0,9	
Energy consumption for double pipe appliances (1) - heating function	QDD	kWh/h	0,8	
Supply voltage	V-F-Hz		230-1-50	
Supply voltage (min/max)	V		198 / 264	
Maximum power consumption in cooling mode		W	1200	
Maximum absorption in cooling mode		A	5,4	
Maximum power consumption in heating mode		W	1080	
Maximum absorption in heating mode		A	4,8	
Dehumidification capacity	l/h		1,1	
Air flow rate in cooling environment (max/med/min)	m³/h		490 / 430 / 360	
Air flow rate in heating environment (max/med/min)	m³/h		450 / 400 / 330	
Air flow rate in cooling environment (max/med/min)	m³/h		500 / 370 / 340	
External air flow rate in heating (max/min)	m³/h		500 / 370 / 340	
Internal ventilation speed			3	
External ventilation speed			3	
Diameter wall holes**	mm		162/202	
Dimensions (WxHxD) (without packaging)	mm		902 x 516 x 229	
Dimensions (WxHxD) (with packaging)	mm		980 x 610 x 350	
Weight (without packaging)	kg		40,5	
Weight (with packaging)	kg		44,0	
Internal sound pressure (min/max) (2)	dB(A)		33-42	
Degree of protection provided by covers			IP 20	
Refrigerant gas*	Type		R410A	
Global warming potential	GWP		2088	
Refrigerant gas charge	kg		0,78	
Power cable (N° pole x section mm²)			3 x 1,5	

#### LIMITS OF OPERATING CONDITIONS

Indoor ambient temperature	Maximum temperature in cooling	DB 35°C - WB 24°C
	Minimum temperature in cooling	DB 18°C
	Maximum temperature in heating	DB 27°C
	Minimum temperature in heating	-
Outdoor ambient temperature	Maximum temperature in cooling	DB 43°C - WB 32°C
	Minimum temperature in cooling	-
	Maximum temperature in heating	DB 24°C - WB 18°C
	Minimum temperature in heating	DB -10°C

Performance and optimal operation are guaranteed with units operating alternately.

\* Equipment not hermetically sealed containing fluorinated gases with an equivalent GWP of 2088.

Performance is measured with 5 m gas pipes.

(1) Test conditions: the data refer to the EN14511 standard - HEATING MODE: Temperature: outdoor environment DB 7°C / WB 6°C; indoor environment DB 20°C / WB 15°C - COOLING MODE: outdoor ambient temperature DB 35°C / WB 24°C; indoor environment DB 27°C / WB 19°C

(2): Declaration of test data in a semi-anechoic chamber at a distance of 2m, minimum pressure in ventilation only.

\* Equipment not hermetically sealed containing fluorinated gases with an equivalent GWP of 2088.

\*\* Machine supplied with 202 mm wall opening grilles. If necessary, to replace an old Unico, the machine can also be installed with holes of 162 mm in diameter.

TECHNICAL DATA			Unico Twin Wall S1	
PRODUCT CODE			01996	
EAN CODE			8021183019964	
Nominal cooling capacity (1)		kW	2,5	
Nominal heating capacity (1)		kW	2,2	
Nominal power consumption for cooling (1)		kW	0,9	
Nominal absorption for cooling (1)		A	4,2	
Nominal power consumption for heating (1)		kW	0,7	
Nominal absorption for heating (1)		A	3,2	
Maximum power consumption in cooling mode		W	1200	
Maximum absorption in cooling mode		A	5,4	
Maximum power consumption in heating mode		W	1080	
Maximum absorption in heating mode		A	4,8	
Dehumidification capacity	l/h		1,0	
Air flow rate in cooling environment (max/med/min)	m³/h		310 / 230 / 180	
Air flow rate in heating environment (max/med/min)	m³/h		470 / 360 / 310	
Internal ventilation speed			3	
Dimensions (WxHxD) (without packaging)	mm		805 x 285 x 194	
Dimensions (WxHxD) (with packaging)	mm		870 x 360 x 270	
Weight (without packaging)	kg		7,5	
Weight (with packaging)	kg		9,6	
Internal sound pressure (2)	dB(A)		25-36	
Degree of protection provided by covers			IP X1	
Power cable (N° pole x section mm²)			3 x 1	
Connecting liquid pipeline diameter	inch - mm		1/4 - 6,35	
Connecting gas pipeline diameter	inch - mm		3/8 - 9,52	
Maximum piping length	m		10	
Maximum height difference	m		5	

## Ease of installation

### MASTER UNIT

Thanks to the practical template with two 202 mm holes included in the packaging, in minutes you can install, completely from the inside, the MASTER unit in the first room to be climate-controlled.

The MASTER unit is connected to the WALL unit, thanks to the refrigeration taps housed on the right-hand side of the unit.

Maximum length of refrigerant lines of 10 metres. It is not possible to add gas beyond the pre-charge.

### WALL UNIT

The WALL unit is installed on the wall, in the second room to be climate-controlled.

# UNICO EASY

The console air-conditioner without outdoor unit.



## SUPPORTING LEGS

Equipped with two supporting legs for a more stable positioning.



## TOUCHSCREEN DISPLAY

Latest generation digital control panel, for precise control over all the functions.



## HEAT PUMP

Heat pump air conditioner. Thanks to this feature you can replace or support traditional heating in intermediate seasons (only in HP version).



**CONDENSATION DRAIN**  
Mandatory for the HP version.




## FEATURES

- Max Power: 2.0 kW
- Available in the versions: SF (Only Cooling) - HP (Heat Pump)
- Cooling class **A**
- R410A refrigerant gas
- Floor installation
- Control display on the touch screen machine
- Remote control

## FUNCTIONS

- **Cooling, heating (HP only), dehumidification and ventilation**
- **Auto function:** modulates the operating parameters in relation to the room temperature.
- **Sleep function:** gradually increases the set temperature and ensures reduced noise for better night-time well-being.
- **24 H timer**

## DIMENSIONS AND WEIGHT



		UNICO EASY
A	mm	693
B	mm	276
C	mm	665
Weight	kg	36

TECHNICAL DATA			Unico Easy S1 SF	Unico Easy S1 HP
PRODUCT CODE			02037	02036
EAN CODE			8021183020373	8021183020366
Cooling power (min/max)		kW	-	-
Heating power (min/max)		kW	-	-
Nominal cooling capacity (1)	Prated	kW	2,0	2,0
Nominal heating capacity (1)	Prated	kW	-	1,8
Nominal power consumption for cooling (1)	PEER	kW	0,8	0,8
Nominal absorption for cooling (1)		A	3,45	3,45
Nominal power consumption for heating (1)	PCOP	kW	-	0,7
Nominal absorption for heating (1)		A	-	3,00
Nominal energy efficiency index (1)	EERd		2,6	2,6
Nominal efficiency coefficient (1)	COPd		-	2,7
Energy efficiency class in cooling (1)				
Energy efficiency class in heating (1)			-	
Energy consumption in "thermostat off" mode	PTO	W	1,0	1,0
Energy consumption in "standby" mode (EN 62301)	PSB	W	0,5	0,5
Energy consumption for double pipe appliances (1) - cooling function	QDD	kWh/h	0,8	0,8
Energy consumption for double pipe appliances (1) - heating function	QDD	kWh/h	-	0,7
Supply voltage		V-F-Hz	220/240-1-50	220/240-1-50
Supply voltage (min/max)		V	198 / 264	198 / 264
Maximum power consumption in cooling mode		kW	1,027	1,036
Maximum absorption in cooling mode		A	5,46	5,55
Maximum power consumption in heating mode		kW	-	1,036
Maximum absorption in heating mode		A	-	5,6
Dehumidification capacity		l/h	2,2	2,2
Air flow rate in cooling environment (max/med/min)		m³/h	405 / 370 / 335	405 / 370 / 335
Air flow rate in heating environment (max/med/min)		m³/h	-	405 / 370 / 335
External air flow rate in cooling (max/min)		m³/h	505 / 0	505 / 0
External air flow rate in heating (max/min)		m³/h	-	505 / 0
Internal ventilation speed			3	3
External ventilation speed			2	2
Diameter wall holes**		mm	162	162
Electric resistance heating			-	-
Maximum remote control range (distance/angle)		m / °	8 / ±80°	8 / ±80°
Dimensions (WxHxD) (without packaging)		mm	693 x 665 x 276	693 x 665 x 276
Dimensions (WxHxD) (with packaging)		mm	770 x 865 x 421	770 x 865 x 423
Weight (without packaging)		kg	36	35,6
Weight (with packaging)		kg	41	40,9
Internal sound power level (EN 12102)	LWA	dB(A)	60	60
Degree of protection provided by covers			IP X0	IPX0
Refrigerant gas*		Type	R410A	R410A
Global warming potential	GWP		2088	2088
Refrigerant gas charge		kg	0,51	0,515
Maximum operating pressure		MPa	4,2	4,2
Power cable (N° pole x section mm²)			3 x 1,5	3 x 1,5

## LIMITS OF OPERATING CONDITIONS

Indoor ambient temperature	Maximum temperature in cooling	DB 32°C – WB 24°C
	Minimum temperature in cooling	DB 18°C
	Maximum temperature in heating	DB 27°C
	Minimum temperature in heating	-
Outdoor ambient temperature	Maximum temperature in cooling	DB 43°C - WB 32°C
	Minimum temperature in cooling	-
	Maximum temperature in heating	DB 24°C - WB 18°C
	Minimum temperature in heating	DB -5°C

(1) Test conditions: the data refer to the EN14511 standard - HEATING MODE: Temperature: outdoor environment DB 7°C / WB 6°C; indoor environment DB 20°C / WB 15°C - COOLING MODE: outdoor ambient temperature DB 35°C / WB 24°C; indoor environment DB 27°C / WB 19°C

\* Hermetically sealed equipment containing fluorinated gas with GWP equivalent 2088.

# UNICO R

With auxiliary backup, for the harshest climates



## RECLAIMED REFRIGERANT

It uses R410A reclaimed refrigerant gas. This refrigerant, identical to virgin refrigerant in purity and specifications, is reclaimed from existing industrial processes and subsequently re-processed. By avoiding the production of virgin refrigerant, Unico contributes to the development of a circular economy.



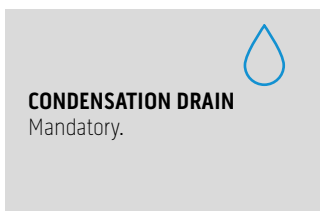
## +2 KW AUXILIARY BACKUP

Unico R is designed for the coldest temperatures. When the outdoor ambient temperatures are below 2°C, the heating mode is obtained by activating the electric heating elements and the fan only. For temperatures above 2°C, heating is obtained by means of a heat pump. The management of one or the other mode is completely automatic.



## HEAT PUMP

Heat pump air conditioner. Thanks to this feature you can replace or support traditional heating in intermediate seasons.



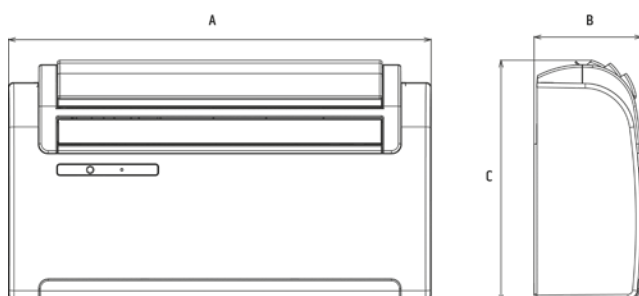
## FEATURES

- Two power models: 2.3 kW - 2.7 kW
- Available in the versions: HP (Heat Pump)
- Cooling class **A**
- Reclaimed R410A refrigerant gas
- Bottom installation recommended, for enhanced air distribution
- Equipped with a multi-filtering system, consisting of an electrostatic filter (with anti-dust function) and activated carbon filter (effective against unpleasant odours).
- Multifunction remote control

## FUNCTIONS

- **Cooling, heating, dehumidification and ventilation**
- **Auto function:** modulates the operating parameters in relation to the room temperature.
- **Sleep function:** gradually increases the set temperature and ensures reduced noise for better night-time well-being.
- **24 H timer**

## DIMENSIONS AND WEIGHT



		10/12
A	mm	902
B	mm	229
C	mm	516
Weight	kg	40

TECHNICAL DATA			Unico R 10 HP	Unico R 12 HP
PRODUCT CODE			01495	01496
EAN CODE			8021183014952	8021183014969
Cooling power (min/max)		kW	-	-
Heating power (min/max)		kW	-	-
Nominal cooling capacity (1)	Prated	kW	2,3	2,7
Nominal heating capacity (1)	Prated	kW	2,3	2,5
Nominal power consumption for cooling (1)	PEER	kW	0,9	1,0
Nominal absorption for cooling (1)		A	3,70	4,30
Nominal power consumption for heating (1)	PCOP	kW	0,7	0,8
Nominal absorption for heating (1)		A	3,0	3,3
Nominal energy efficiency index (1)	EERd		2,6	2,6
Nominal efficiency coefficient (1)	COPd		3,1	3,1
Energy efficiency class in cooling (1)				
Energy efficiency class in heating (1)				
Energy consumption in "thermostat off" mode	PTO	W	14,0	14,0
Energy consumption in "standby" mode (EN 62301)	PSB	W	0,5	0,5
Energy consumption for double pipe appliances (1) - cooling function	QDD	kWh/h	0,9	1,0
Energy consumption for double pipe appliances (1) - heating function	QDD	kWh/h	0,7	0,8
Supply voltage		V-F-Hz	230-1-50	230-1-50
Supply voltage (min/max)		V	198 / 264	198 / 264
Maximum power consumption in cooling mode		kW	0,9	1,1
Maximum absorption in cooling mode		A	3,9	4,8
Maximum power consumption in heating mode		kW	0,9	1,1
Maximum absorption in heating mode		A	3,8	4,7
Maximum power consumption with electric resistance heating		kW	2,0	2,0
Maximum absorption with electric resistance heating		A	8,7	8,7
Dehumidification capacity		l/h	0,9	1,1
Air flow rate in cooling environment (max/med/min)		m³/h	490 / 430 / 360	490 / 430 / 360
Air flow rate in heating environment (max/med/min)		m³/h	410 / 350 / 270	490 / 400 / 330
Air flow rate with electric resistance heating environment		m³/h	490	490
External air flow rate in cooling (max/min)		m³/h	520 / 350	500 / 340
External air flow rate in heating (max/min)		m³/h	520 / 350	500 / 340
Internal ventilation speed			3	3
External ventilation speed			3	3
Diameter wall holes**		mm	162/202	162/202
Electric resistance heating		W	2000	2000
Maximum remote control range (distance/angle)		m / °	8 / ±80°	8 / ±80°
Dimensions (WxHxD) (without packaging)		mm	902 x 516 x 229	902 x 516 x 229
Dimensions (WxHxD) (with packaging)		mm	980 x 610 x 350	980 x 610 x 350
Weight (without packaging)		kg	40	40
Weight (with packaging)		kg	44	44
Internal sound pressure (min/max) (2)		dB(A)	33-41	33-42
Degree of protection provided by covers			IP 20	IP 20
Refrigerant gas*		Type	R410A reclaimed	R410A reclaimed
Global warming potential	GWP		2088	2088
Refrigerant gas charge		kg	0,65	0,55
Maximum operating pressure		MPa	3,6	3,6
Power cable (N° pole x section mm²)			3 x 1,5	3 x 1,5

## LIMITS OF OPERATING CONDITIONS

Indoor ambient temperature	Maximum temperature in cooling	DB 35°C - WB 24°C
	Minimum temperature in cooling	DB 18°C
	Maximum temperature in heating	DB 27°C
	Minimum temperature in heating	-
Outdoor ambient temperature	Maximum temperature in cooling	DB 43°C - WB 32°C
	Minimum temperature in cooling	-
	Maximum temperature in heating	DB 24°C - WB 18°C
	Minimum temperature in heating	DB -15°C

(1) Test conditions: the data refer to the EN14511 standard - HEATING MODE: Temperature: outdoor environment DB 7°C / WB 6°C; indoor environment DB 20°C / WB 19°C - COOLING MODE: outdoor ambient temperature DB 35°C / WB 24°C; indoor environment DB 27°C / WB 19°C

(2): Declaration of test data in a semi-anechoic chamber at a distance of 2m, minimum pressure in ventilation only.

\* Hermetically sealed equipment containing fluorinated gas with GWP equivalent 2088.

\*\* Unico R is supplied with 202 mm wall opening grilles. If necessary, to replace an old Unico, the machine can also be installed with holes of 162 mm in diameter.

# Accessories

**B1015**

**Kit Wi-Fi Unico**

Wi-Fi/Bluetooth interface card.

Compatible with:

UNICO AIR	UNICO PRO (EVAN escluso)	UNICO R
UNICO EDGE	UNICO TOWER	



**B1014**

**Wireless serial interface**

Interface for receiving wireless commands (desired temperature, ventilation speed, air deflector operation and air change function) or via contacts (Cooling or Heating operating mode, ventilation speed). Presence sensor contact or Sleep mode. Alarm output in case of malfunction.

Compatible with:

UNICO AIR	UNICO PRO (EVAN escluso)	UNICO EASY
UNICO EDGE	UNICO TOWER	UNICO R



**B1012**

**Wireless Wall Control**

Battery-powered wall-mounted control for sending wireless commands (desired temperature, ventilation speed, air deflector operation).

Compatible with:

UNICO AIR	UNICO PRO (EVAN escluso)	UNICO EASY
UNICO EDGE	UNICO TOWER	UNICO R



**B0776**

**Closing panel for recessed structure**

Designed to completely camouflage the product within the architecture of the building.

Compatible with:

UNICO AIR
-----------




**B0775**

**Recessed formwork kit**

Supplied for quick installation and already prepared with holes for installation of the product.

Compatible with:

UNICO AIR
-----------



**B0565**

**200mm diameter installation kit**

1:1 scale installation template (valid for Unico Edge and Unico R), support bracket, PP universal sheets, pair of indoor flanges Ø 200 mm, pair of outdoor folding grilles Ø 200 mm.

Compatible with:

UNICO EDGE	UNICO R
UNICO TWIN	



**B0984**

**Kit for preparing holes with a diameter of 200 mm**

Kit for preparing holes with a diameter of 200 mm equipped with a pair of 200mm folding grids, a pair of 200mm internal flanges, a pair of universal PP sheets, templates for each compatible model (there are no support brackets, which are included in the machine packaging).

Compatible with:

UNICO EVO	UNICO PRO	UNICO R
UNICO EDGE	UNICO TWIN	



**B0564**

**Grille kit diameter 160 mm**

Pair of inside flanges Ø 160 mm, pair of outside folding grilles Ø 160 mm.

Compatible with:

UNICO EVO	UNICO PRO	UNICO EASY
UNICO AIR	UNICO TOWER	UNICO R
UNICO EDGE	UNICO TWIN	



**B0620**

**Heating cable**

To prevent the formation of ice in the condensation trap for drainage.

Compatible with:

UNICO EVO	UNICO EDGE	UNICO TWIN
UNICO AIR	UNICO PRO	UNICO R



**B0753**

**200 mm rain cover kit**

To be installed on the outside wall to protect the holes (for installations in extreme weather conditions). Designed for Ø 200 mm grilles. This product is available by special order only. The packaging contains 2 elements (1 for each hole).

Compatible with:


UNICO EVO	UNICO PRO	UNICO EASY
UNICO AIR	UNICO TWIN	
UNICO EDGE	UNICO R	



# Wi-Fi Control


In-depth analysis on control from smartphones and tablets

Unico air conditioners without outdoor units can be controlled easily, inside and outside the home, even from smartphones and tablets. To activate them and set the main functions, simply download the iOS or Android application compatible with your air conditioner model and, if Wi-Fi is not integrated, request the installation of the dedicated interface card (code B1015 optional).



**Olimpia Splendid Unico**

This is the app available for the Unico Air, Unico Edge, Unico Pro (EVAN excluded), Unico Tower and Unico R models, in combination with the dedicated interface card (code B1015).



**OS Home**

This is the app available for the new generation of air conditioners, with integrated Wi-Fi, Unico Evo and Unico Pro (EVAN).



All applications allow you to manage one or more air conditioners without an outdoor unit installed in the house, to display the room temperature and to set the main modes (cooling, heating, dehumidification, ventilation), as well as to program the on and off timers.

Discover the new management and remote control potential of the Unico Evo and Unico Pro (EVAN) versions with integrated Wi-Fi on the [Olimpiaspplendid.it](http://Olimpiaspplendid.it) website.





# Built-in Unico

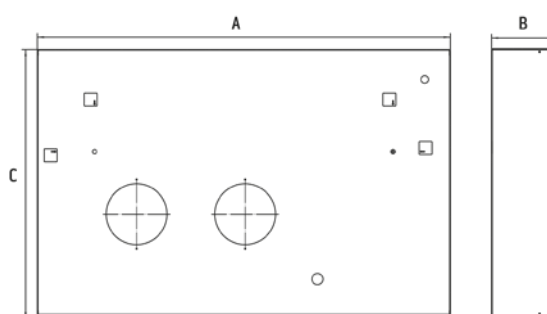
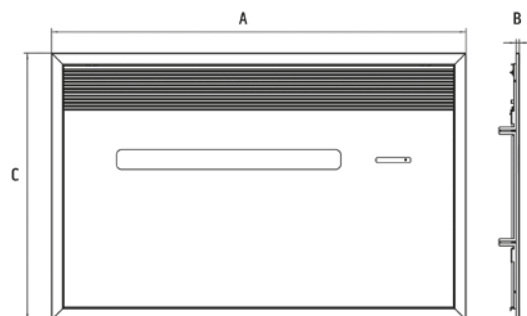
How to make the air conditioner invisible, inside and outside the home

## Compatible with all Unico Air models

Unico Air is the slimmest air conditioner ever without outdoor unit. The reduced thickness (only 16 cm) makes it perfect for recessed installation, thus concealing the air conditioner, both inside and out. With the use of the special front panel and the formwork, it will finally be possible to completely hide the devices for home comfort.

RECESSED PANEL		
A	B	C
1173 mm	9 mm	754 mm

FORMWORK FOR RECESS		
A	B	C
1114 mm	171 mm	725 mm





PORTABLES

MONO AND MULTISPLIT

UNICO

HRV

FAN COIL UNITS

HEAT PUMPS

BMS